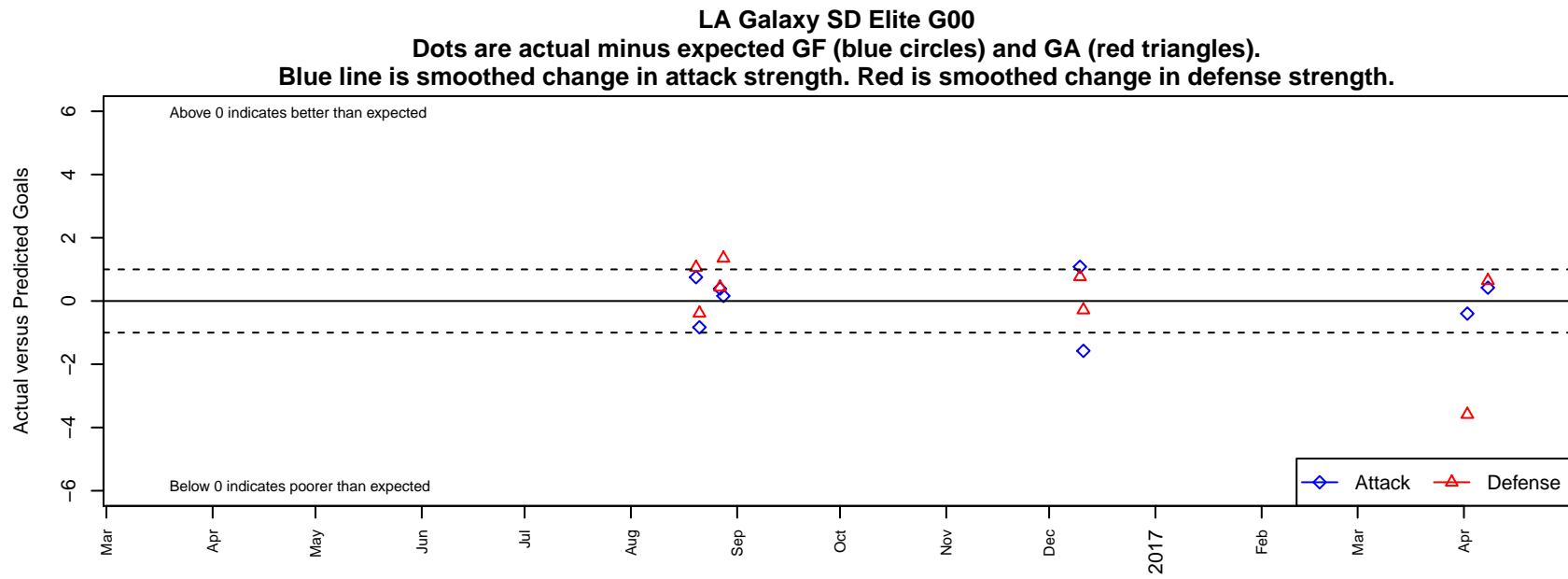


LA Galaxy SD Elite G00

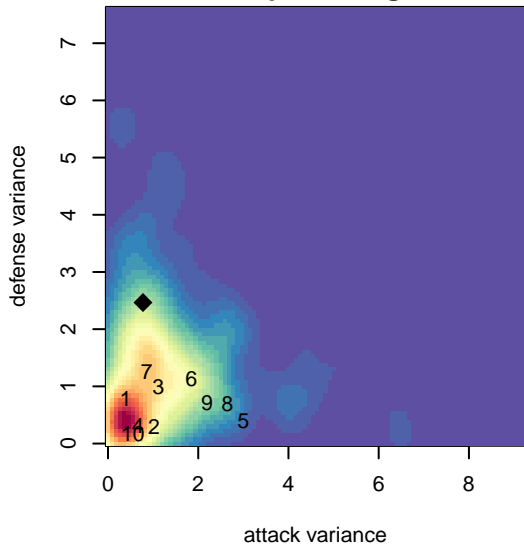
, CAS
G00 total strength=2029
attack=104.58 defense=47.8

alt names used:
LAGSD G00 ELITE-Williams

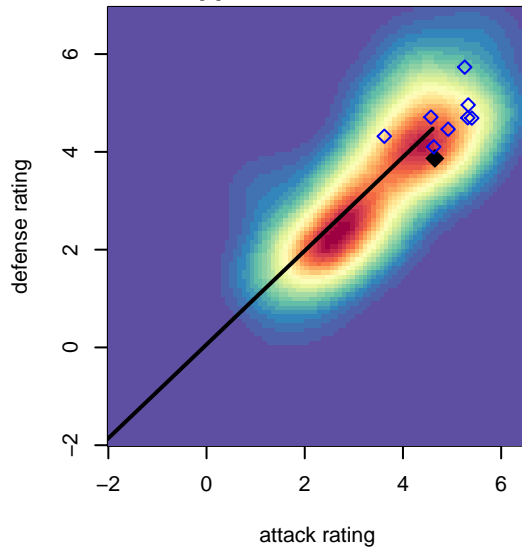
Venues played:
2016 FWRL CAS G00



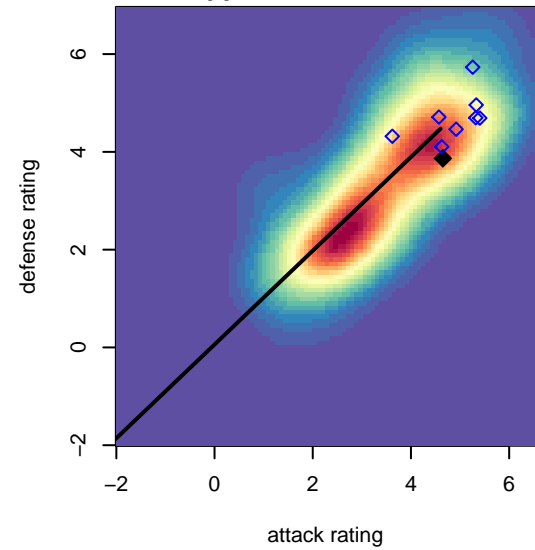
**attack and defense variance (black dot)
relative to other teams
and top 10 in region**



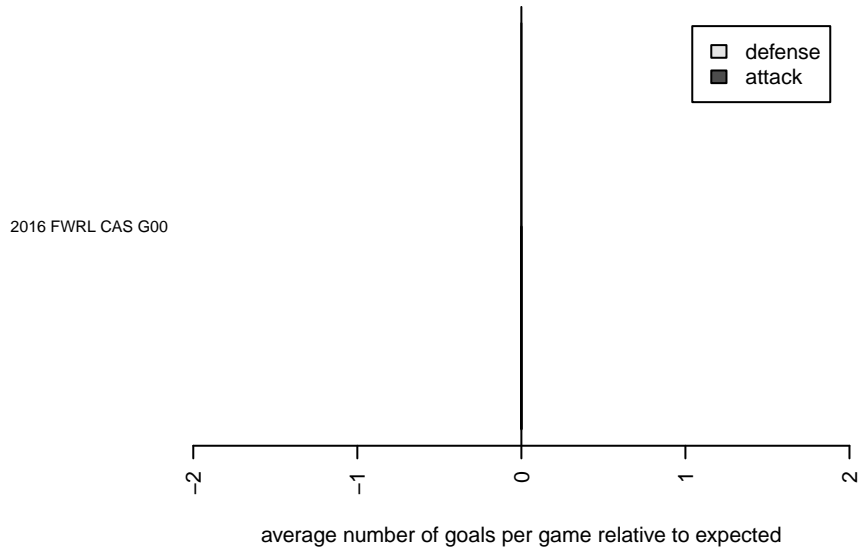
**attack and defense rating
relative to others at age
and all opponents in last 13 months**



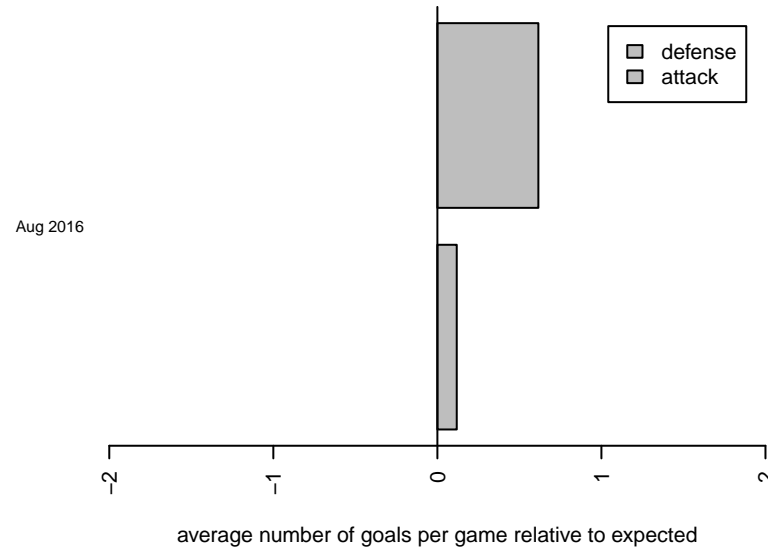
**attack and defense rating
relative to others at age
and all opponents in last 13 months**



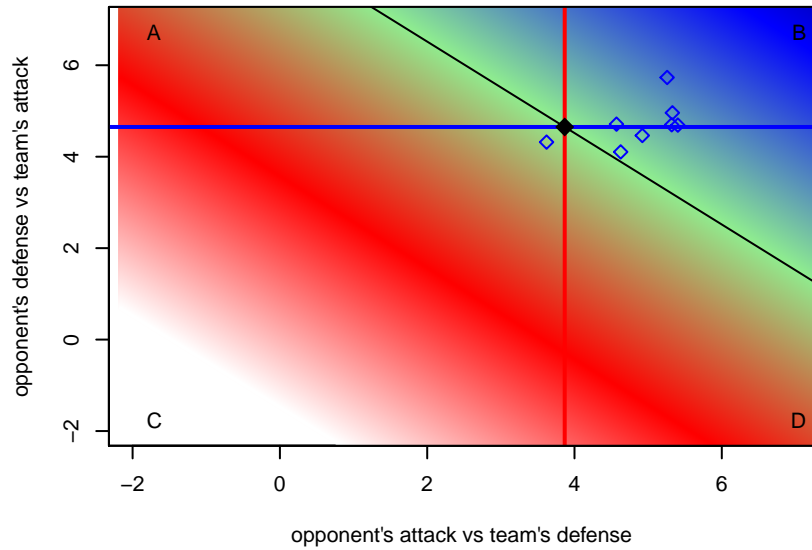
Performance relative to 13 month average



Performance relative to 13 month average



Distribution of opponents
 Red = Lose zone, Blue = Win zone, Green = Even
 Black line separates win/lose zones



lot. A=Neither has attack advantage, B=Opponent has both attack and defense advantage, C=Opponent has both attack and defense disadvantage, D=Both have

date	home		away		venue	pred.home	pred.away
2017-04-08	LA Galaxy SD Elite G00	2	Empire SC Orange G00	0	2016 FWRL CAS G00	1.58	0.64
2017-04-02	LA Galaxy SD Elite G00	0	Legends FC South G00	7	2016 FWRL CAS G00	0.40	3.41
2016-12-11	LA Galaxy SD Elite G00	0	LA Galaxy SB Elite G00	2	2016 FWRL CAS G00	1.58	1.72
2016-12-10	LA Galaxy SD Elite G00	2	Rebels Elite G00	3	2016 FWRL CAS G00	0.92	3.77
2016-08-28	Legends FC Academy G00	2	LA Galaxy SD Elite G00	1	2016 FWRL CAS G00	3.35	0.84
2016-08-27	Beach FC Academy G00	3	LA Galaxy SD Elite G00	1	2016 FWRL CAS G00	3.43	0.61
2016-08-21	San Diego Surf Academy EGSL G00	2	LA Galaxy SD Elite G00	0	2016 FWRL CAS G00	1.61	0.83
2016-08-20	FRAM Gidney G00	1	LA Galaxy SD Elite G00	2	2016 FWRL CAS G00	2.06	1.25